



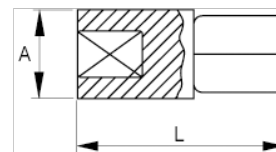
162-60-1

3/8" to 1/2" Increasing Adaptor






PRODUCT DETAILS

- 3/8" to 1/2" impact increasing adaptor
- High performance Cr-Mo alloy steel
- Phosphate finish
- To be used with machines
- To be used with retaining ring
- Standards: UNE 16503, DIN 3129, ISO 1174



PRODUCT ATTRIBUTES

Product			A	L	
162-60-1	1/2 in	3/8 in	22 mm	36 mm	96 g