






WB-300-2
Wrecking Bar 300 mm



PRODUCT DETAILS

- Wrecking Bars
- Heavy duty tool for striking tasks.
- Designed for good penetration in very narrow spaces
- Specially designed claw faces for better nail extraction.
- Smooth finish and high quality paint for user satisfaction on every job
- Industrial packaging

PRODUCT ATTRIBUTES

Product			
WB-300-2	14 mm	346 mm	450 g