






**WB-710-2**  
**Wrecking Bar 710 mm**



### PRODUCT DETAILS

- Wrecking Bars
- Heavy duty tool for striking tasks.
- Designed for good penetration in very narrow spaces
- Specially designed claw faces for better nail extraction.
- Smooth finish and high quality paint for user satisfaction on every job
- Industrial packaging

### PRODUCT ATTRIBUTES

| Product         |  |  |  |
|-----------------|---|---|---|
| <b>WB-710-2</b> | 17 mm   | 704 mm  | 1950 g  |