



9066K5







Tool Trolley 26" 5 Drawers



PRODUCT DETAILS

- 5 drawer tool trolley
- Large capacity, heavy duty construction trolley
- Double wall frame protects the slides and drawers from shocks/crashes
- Reinforced areas to reduce stress in specific points of the trolley
- Long ball bearing slides with fully opening drawers
- Click/detent drawer closing system
- Central locking mechanism with key
- Wheels of 125x30 mm with non-marking plastic outsurface: 2 fixed and 2 swivel with brake
- Sturdy handle that can be mounted on both sides of the trolley
- Anti-slip rubber worktop
- 1/3 and 3/3 foams available compatible with the trolley
- Drawer internal dimensions:
 - - (1x) 543x445x50 mm
 - - (2x) 543x445x116 mm
 - - (2x) 543x445x184 mm

PRODUCT ATTRIBUTES

Product						
9066K5	25 kg	400 kg	954 x 501 x 677 mm	48 kg	125 mm	30 mm